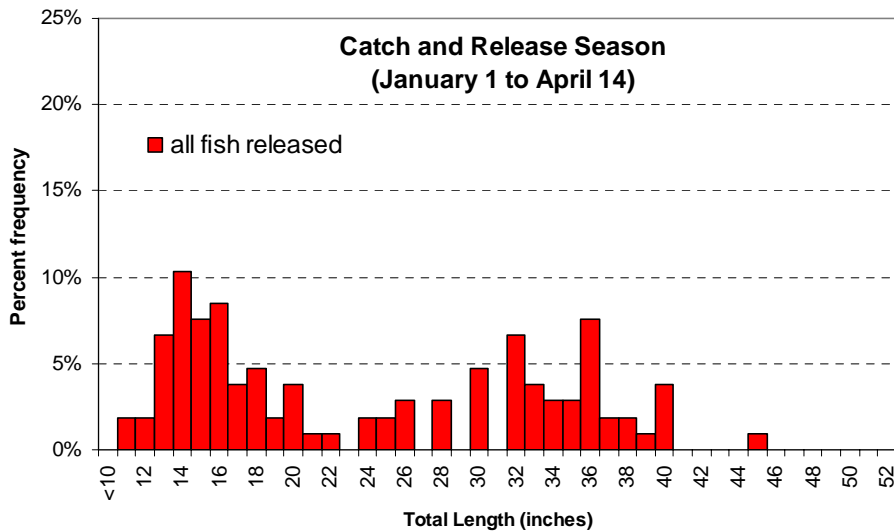




## Striped Bass Volunteer Angler Survey 2006 Data Summary

Here are some things we learned from data submitted by cooperating striped bass anglers in 2006.

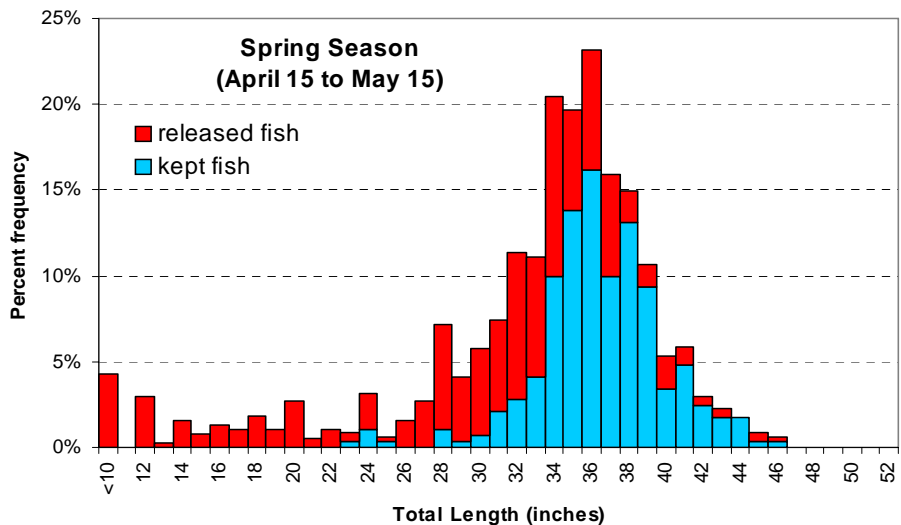


### Released Fish

- Sample size: 106 fish
- Average size: 24 inches TL

### Methods

- 21% caught trolling
- 56% caught casting
- 23% caught bottom fishing



### Released Fish

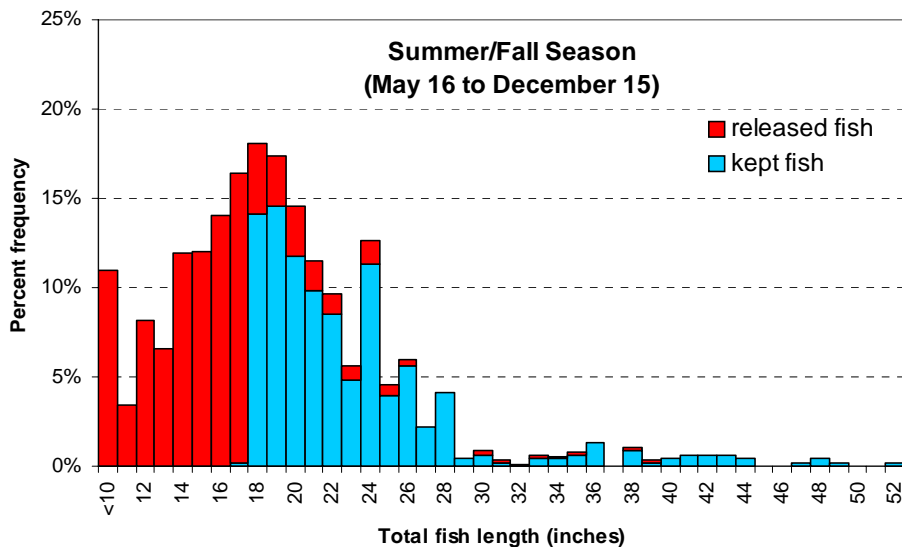
- Sample size: 373 fish
- Average size: 29 inches TL

### Kept Fish

- Sample size: 290 fish
- Average size: 37 inches

### Methods

- 85% caught trolling
- 6% caught bottom fishing



### Released Fish

- Sample size: 932 fish
- Average size: 15 inches TL

### Kept Fish

- Sample size: 460 fish
- Average size: 23 inches TL

### Methods

- 44% caught trolling
- 22 % caught casting
- 13% caught chumming

## Cooperation has been great!

### The Anglers

- 224 anglers reported a total of 476 fishing trips
- 117 of those anglers also reported in 2005
- number of cooperating anglers increased by 46% from 2005

### The Fish

- 2173 fish measurements were submitted
- number of fish submitted increased by 67% from 2005

## How we use the data:

- Data submitted by cooperating anglers, combined with data collected by fisheries scientists, is used to characterize the size and age composition of recreational harvest and releases
- Size composition of the catch is used to help determine minimum and maximum size regulations

## What we still need:

- Data from trips on the Atlantic Coast—only 3 reports from there in 2006
- Be sure to provide the length and fate (kept or released) of each fish so your data can be used in fisheries management analyses

**THANKS FOR YOUR PARTICIPATION!**  
**YOUR DATA PLAYS A CRUCIAL ROLE IN FISHERIES MANAGEMENT**