

Homes



BURROWS & DENS

Foxes, small mammals



LODGE

Beavers



CAVITY

Insects, birds, small mammals



FUR

Shed by mammals



FEATHERS

Shed by birds



NEST

Birds

Misc. Signs

Antlers are shed by early spring and new antlers, which are covered in velvet, start growing immediately.

Spring

Summer

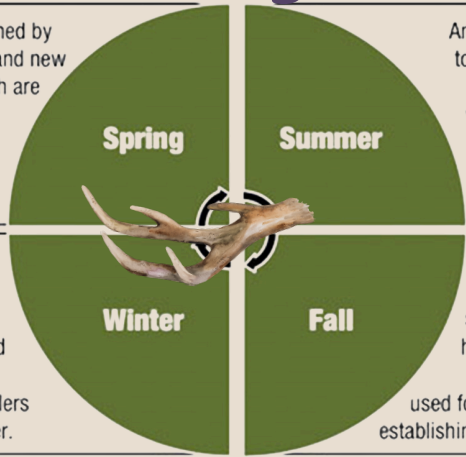
Antlers continue to grow, and by late summer, velvet is shed, resulting in polished antlers.

Winter

Fall

The antler and pedicle connection weakens, and some bucks lose their antlers in early winter.

During the breeding season, bucks have hardened antlers, often used for fighting and establishing dominance.



WHITE TAIL DEER ANNUAL ANTLER GROWTH CYCLE



SNAKE SHED



CHRYSALIS

Butterfly



COCOON

Moth



LADYBUG EGGS

LIFE IS SHORT. LET'S EXPLORE THE WORLD

FIELD GUIDE TO ANIMAL SIGNS


Animals can be hard to spot, but they leave behind clues all around us! Tracks, scat, nests, and more can tell us stories about where they've been and what they've been doing.

By looking for these signs, you can discover the secret lives of animals—even when they're not around!

Seneca Creek State Park
11950 Clopper Road
Gaithersburg, MD



Tracks



GREAT BLUE HERON



MALLARD



BALD EAGLE



RACCOON




WILD TURKEY



GROUNDHOG



RED FOX



BEAVER



WHITE TAILED DEER



GRAY SQUIRREL



WHITE TAILED DEER



RACCOON



COYOTE

Scat

Feeding Signs

Feeding Signs



NUT SHELLS



BEAVER CHEW

MOLLUSC SHELLS



CICADA SHELLS



TURTLE SHELL



BITE MARKS

Remains

SKULLS & BONES

