

2026

SANDY POINT PARK PAL PASSPORT



↓ Park Pals
Leave No Trace
when visiting the parks!

1. Plan ahead and prepare
2. Travel and camp on durable surfaces
3. Dispose of waste properly
4. Leave what you find
5. Minimize campfire impacts
6. Respect wildlife
7. Respect each other









Write or draw your questions and ideas about **Leave No Trace**



Maryland Park Service
580 Taylor Avenue, E-3
Annapolis, MD 21401
HEADQUARTERS 800-830-3974
dnr.maryland.gov/publiclands
customerservice.dnr@maryland.gov



MY PARK PAL ACTIVITIES

	_____		_____
	_____		_____
	_____		_____

A Sandy Point Park Pal protects the park by **helping people who visit** and **respecting the plants and animals that live here**. In other words, they are a **park steward!**

As you learn about Sandy Point, practice **Leave No Trace**. Think of ways you could use Leave No Trace ideas when you visit the park- Did you prepare by looking at a park map? Do you know the right place to throw out trash from your picnic? Have you learned about the wildlife that calls the park home?

Learn all about Leave No Trace on the back of your Park Pal passport. If you need help along the way, ask a Sandy Point staff member!



ADVENTURE AWAITS!



SANDY POINT PARK PAL ACTIVITIES (COMPLETE 1 ACTIVITY - EARN 1 STAMP)

- Attend a Sandy Point program
- Complete another Self-Guided Sandy Point activity
- Read a nature/history book with a grown up
- Complete a walk or hike
- Draw a picture of a plant, animal or scene you saw while visiting the park

Where to get stamps:

Visit the Sandy Point Park Office Monday - Fri between 9:00 AM - 4:00 PM
(Park Office is closed weekends and holidays)

Visit the Sandy Point Nature Center during open hours and programs!
Nature Center schedule of events will be posted on the park website
<https://dnr.maryland.gov/publiclands/Pages/southern/sandypoint.aspx>

